

Corcraft
PRODUCTS

LOCKERS

LOCKERS



LOCKERS/ Storage



NYS
DEPARTMENT
OF
CORRECTIONAL
SERVICES

LOCKERS

INSTITUTIONAL LOCKERS

Installation Services are available. Call our installation department for quotation and details at 800-436-6321 ext. 293.



Special order—F51-1072A3-11STBP (Ganged locker with sloping top and base plates)

FEATURES

Exterior Frame

- Cold-rolled steel formed and welded.
- Construction geared for heavy/industrial use.

Sides/Back

- 24 gauge sheet steel in lockers less than 21" deep, 22 gauge over 21" deep (all standard models in series 1072, 1073, 1572, 1236, and 1237).

Door Assembly

- 16 gauge sheet steel (all standard models in series 1072, 1073, 1572, 1236 and 1237).
- Assembly includes key-lockable mechanism.
- Surface mounted lift handle or recessed handle option, both with padlock capability.
- Three-point locking system on full-length locker, two-point on tier and single-point on box lockers.
- Three hinges on full-length locker doors less than 21" deep with two on tier and box lockers; 21" and 24" locker doors have four hinges.
- Doors are vented for air flow/circulation.

Hat Shelf

- 24 gauge in lockers less than 21" deep, 22 gauge over 21" deep.

Accessories

- Coat hooks (3).
- Series 1072 and 1073 lockers of dimensions 12 X 18 and above that are 18 inches deep or more include a coat rod as standard to the product in addition to the hat shelf and coat hooks.

Available options

- 6" high 22-gauge steel sloping tops (three panels) angled to prevent unwanted storage above locker unit.
- Three 18 gauge steel base plates attach to bottom of unit to prevent storage and debris below unit (21" and 24" deep lockers have 4 plates).
- Without legs. Replace "0" (9th position in code) with "F" for no legs.
- Nominal heights noted are for units with legs. Subtract six inches for units without legs. Add six inches for sloping tops.
- Ganging in groups of two or three.†
- Combination locks, hasp locks, number plates, mirrors.



Combination Lock

For ordering information, contact your Corcraft Sales Representative.

Finish: Standard electrostatic powder paint selections

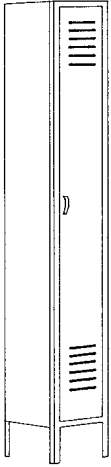
White.....	10	Surf Green	24
Black	11	Thruway Blue.....	47
Grey.....	12	Lupin Blue	48
Mahogany Brown.....	13	Ceylon Blue	49
Ultra Tan.....	16	Light Grey.....	68
Driftwood Tan.....	19	Nectar	70
Putty	21	Moss	71

** Complete the code indicating your Corcraft paint color choice by including the data in the spaces provided to the right of the item code.

Corcraft is your NYS preferred source vendor — place your order today!

Bench shown on cover: F09-1028CZ-02

SINGLE-DOOR LOCKERS



Single-Door Locker

Single-Door Locker 12W X 12D X 78H

Weight 60 lb

Lift Handle

F51-1072A0- * *

Recessed Handle†

F51-1073A0- * *

Single-Door Locker 12W X 15D X 78H

Weight 65 lb

Lift Handle

F51-1072B0- * *

Recessed Handle

F51-1073B0- * *

Single-Door Locker 12W X 18D X 78H

Weight 73 lb

Lift Handle

F51-1072C0- * *

Recessed Handle

F51-1073C0- * *

Single-Door Locker 15W X 15D X 78H

Weight 70 lb

Lift Handle

F51-1072D0- * *

Recessed Handle

F51-1073D0- * *

Single-Door Locker 15W X 18D X 78H

Weight 80 lb

Lift Handle

F51-1072E0- * *

Recessed Handle

F51-1073E0- * *

Single-Door Locker 18W X 18D X 78H

Weight 90 lb

Lift Handle

F51-1072F0- * *

Recessed Handle

F51-1073F0- * *

Single-Door Locker 18W X 21D X 78H

Weight 87 lb

Lift Handle

F51-1072H0- * *

Recessed Handle

F51-1073H0- * *

Single-Door Locker‡‡ 21W X 21D X 78H

Weight 105 lb

Lift Handle

F51-1072I0- * *

Recessed Handle

F51-1073I0- * *

Single-Door Locker‡‡ 21W X 24D X 78H

Weight 127 lb

Lift Handle

F51-1072K0- * *

Recessed Handle

F51-1073K0- * *

Single-Door Locker‡‡ 24W X 24D X 78H

Weight 117 lb

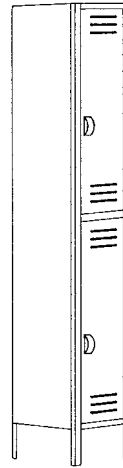
Lift Handle

F51-1072G0- * *

Recessed Handle

F51-1073G0- * *

TWO-TIER LOCKERS



Two-Tier Locker

Two-Tier Locker 12W X 18D X 78H

Weight 87 lb

Lift Handle

F51-1236C0- * *

Recessed Handle

F51-1237C0- * *

Two-Tier Locker 15W X 15D X 78H

Weight 70 lb

Lift Handle

F51-1236D0- * *

Recessed Handle

F51-1237D0- * *

Two-Tier Locker 15W X 18D X 78H

Weight 81 lb

Lift Handle

F51-1236E0- * *

Recessed Handle

F51-1237E0- * *

Two-Tier Locker 12W X 12D X 78H

Weight 58 lb

Lift Handle†

F51-1236A0- * *

Recessed Handle†

F51-1237A0- * *

Two-Tier Locker 12W X 15D X 78H

Weight 70 lb

Lift Handle

F51-1236B0- * *

Recessed Handle

F51-1237B0- * *

Two-Tier Locker 18W X 18D X 78H

Weight 85 lb

Lift Handle

F51-1236F0- * *

Recessed Handle

F51-1237F0- * *

5-DOOR BOX LOCKERS



F51-1572EF-12ST (5 Door Box Locker, shown without legs and with optional sloping top)

5-Door Box Locker 12W X 12D X 78H

Weight 58 lb

F51-1572A0- * *

5-Door Box Locker 12W X 15D X 78H

Weight 72 lb

F51-1572B0- * *

5-Door Box Locker 12W X 18D X 78H

Weight 75 lb

F51-1572C0- * *

5-Door Box Locker 15W X 15D X 78H

Weight 80 lb

F51-1572D0- * *

5-Door Box Locker 15W X 18D X 78H

Weight 87 lb

F51-1572E0- * *

5-Door Box Locker 18W X 18D X 78H

Weight 92 lb

F51-1572F0- * *

† Shown on cover

‡ 15 x 18 units and smaller can be ganged in groups of 3, larger sizes can only be ganged in groups of 2.

‡‡ 21 x 21, 21 x 24 and 24 x 24 units come standard with four base plates.

Note: All lockers, except coin-operated, are standard with legs. Please subtract six inches for special order lockers without legs.

LOCKERS

**TAMPERPROOF
SECURITY**

MAIL BOX

**COIN-
OPERATED**

LOCKERS

TAMPERPROOF SECURITY LOCKERS

FEATURES

Paint Finish

Please refer to the standard electrostatic powder paint selections.

Frame

- Cold-rolled steel, formed and welded—12 and 18 gauge.
- Constructed for security applications.

Door Assembly

- 16-gauge steel.

Note: Installation quoted separately.

Tamperproof Security Locker (Wall)

F51-483500- * *
16W X 14D X 26H
Weight 45 lb

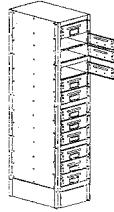
Tamperproof Security Locker (Floor)

F51-484000- * *
16W X 14D X 26H
Weight 45 lb



F51-483500-24 (Left) and
F51-484000-12 (Right)

MAIL BOX LOCKER



Mail Box Locker

FEATURES

Paint Finish

Please refer to the standard electrostatic powder paint selections.

Exterior Frame

- Cold-rolled steel formed and welded.
- Construction geared for heavy/industrial usage.
- 18 gauge sheet steel base plates on front and sides.

Sides/Back/Shelves

- 24 gauge sheet steel.

Door Assembly

- 16 gauge sheet steel.
- Finger pull latch.
- Label holder.
- Each door equipped with hasp.

Note: Installation quoted separately.

Mail Box Locker w/12 Doors

F51-126000- * *
12W X 18D X 66H
Weight 81 lb

COIN-OPERATED LOCKERS

FEATURES

Paint Finish

Please refer to the standard electrostatic powder paint selections.

Frame

- Cold-rolled steel, formed and welded.
- Sides/Back of 22 gauge steel.

Door Assembly

- 16-gauge steel.

General Information

- Coin return or retention.
- Accepts quarters, dimes or tokens.
- Only available in 4- and 5-opening models.
- Standard without legs.

Coin-Operated Locker (4 Openings)

15W X 18D X 72H
Weight 115 lb

Coin Return

F51-736500- * *

Coin Retention

F51-736600- * *

Coin-Operated Locker (5 Openings)†

15W X 18D X 72H
Weight 105 lb

Coin Retention

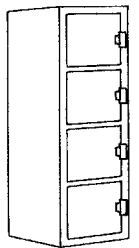
F51-736800- * *

Coin Return

F51-736900- * *

Note: Minimum delivery time on these coin-operated lockers is 120 days after receipt of order. Contact your Corcraft Sales Representative to discuss your specific requirements.

† Shown on cover



Coin-Operated Locker

Corcraft is your NYS preferred source vendor — place your order today!

All Corcraft customers can get assistance from a Corcraft Sales Representative. They provide detailed information on the more than 300 Corcraft products and can help in selecting the best solution and in placing orders. If you have not been contacted by Corcraft, please call our Sales Unit list to the right. To place an order directly to our headquarters, FAX or mail your purchase order using the contact information at the right. **If you FAX your purchase order, please do not mail a duplicate.**



**NYS DEPARTMENT OF CORRECTIONAL SERVICES
DIVISION OF INDUSTRIES**

550 Broadway
Albany, New York 12204-2802

Order Services Mail to above address
Order Services FAX 800-898-5895 (In NYS) or 518-436-6007
Sales Unit Voice 800-436-6321 ext. 200 (In NYS) or 518-436-6321 ext. 200
Web <http://www.corcraft.org/>

Corcraft accepts the American Express® Corporate Purchasing Card.

